


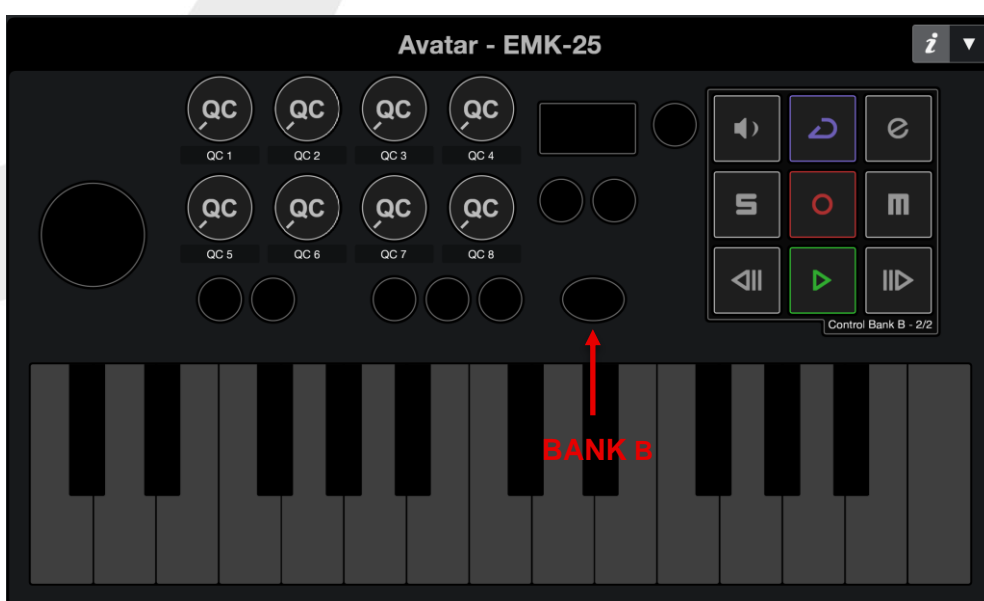
Avatar EMK-25

Setup

Connect the Avatar EMK-25 to your computer. The MIDI keyboard will automatically switch to the Cubase preset.




In order to control the transport in Cubase, select **BANK B**. Now use the pads to trigger transport commands.



设置

将 EMK-25 与电脑连接,MIDI 键盘会自动切换到 cubase 参数组



如果你想控制 cubase 的走带功能, 选择打击垫的 BANK B, 然后敲击打击垫

